

SPECIFICATIONS

Design	Benchtop system with light-tight cabinet and USB connection
Plate feeder	Internal 12-position feeder with automated carousel- counts 100 plates
Colony counter	Integrated, sensitive 5 megapixel camera with high definition lens and unique red, green and blue lighting

Integrated barcode reader as standard	Yes
Colony resolution	50µm
Maximum plate size	90mm

L x W x H (cm)	65 x 65 x 55
Weight (kg)	58
Power input (v)	100-240

Synbiosis Europe and International Headquarters

Beacon House,
Nuffield Road,
Cambridge,
CB4 1TF,
UK

Telephone: +44 (0)1223 727125
Fax: +44 (0)1223 727101
Email: sales@synbiosis.com

Synbiosis US Headquarters

5123 Pegasus Court,
Suite Q,
Frederick,
MD,
21704,
USA

Telephone: 800-686-4451
301-662-2863

Email: ussales@synbiosis.com

Website: www.synbiosis.com

AutoCOL

FULLY AUTOMATED COLONY COUNTING SYSTEM



A DIVISION OF THE SYNOPTICS GROUP

A.030.09.19



A DIVISION OF THE SYNOPTICS GROUP



WALK-AWAY, ACCURATE, TRACEABLE COLONY COUNTS EVERY TIME

Walk-away design

Featuring an integrated plate feeder, colony counter and software based on Synbiosis' acclaimed ProtoCOL technology, an AutoCOL can automatically remove your plate lids and count colonies on up to one hundred, 90mm plates in under an hour.

Intuitive software

Using touch-screen software you connect to AutoCOL via USB, you can easily set up automatic plate reads and optimise batch design for each plate type.

Accurate counts

Combining unique, three colour lighting and a sensitive camera, with an AutoCOL you'll capture full colour images of all microbial colony types, to generate precise, reproducible counts.

Fully traceable

Plate ID's are generated from a barcode reader. You can export images or numerical results automatically from an AutoCOL into a range of formats (XLS, PDF, CSV) or to your LIMS, stored in an SQL database. This ensures your data is secure and has a complete audit trail which is compliant with 21 CFR part 11. You can also set user access levels and even set up pass/fail limits, enabling your AutoCOL to track and stack all pass/fail plates in specific places in the carousel.

Flexible applications

AutoCOL is perfect for high-throughput colony counting and is being trialled in highly regulated pharmaceutical and constant research microbiology laboratories for a wide range of microbial colony counting applications including:

- Microbial environmental monitoring
- Microbial limits testing
- Efficacy testing
- Quality control

FEATURES AND BENEFITS



Integrated automated plate feeder, colony counter and software

Fast walk-away plate reading (up to 100 plates in under an hour)



Integrated plate detection sensor

Allows you to load as many as 100 plates or as few as required



Intuitive touch-screen software with pass/fail facility

Easy to set up and use for a wide range of microbiology applications



Imaging technology separates touching colonies automatically

Accurate plate images to detect and count the colonies you're looking for



Interactive lighting configuration

Allows you to see clearly defined pass and fail stacks



Automatically exports data to XLS, PDF, CSV or your LIMS

Rapid creation of reports for regulatory audit



User access level restrictions, audit logs, log in/out activity

Secure access to raw and processed data with complete audit trail



Free software upgrades and no annual licence fee

Cost-effective future-proofing of your system



AUTOCOL SCHEMATIC





Plate Reading Platform

The Plate is placed into the plate reading platform by the mechanical arm for image capture

Autoclavable Mechanical Arm

The mechanical arm moves the plate from the lift to the plate reading platform in the perfect position every time

Quick-release Front Panel

The quick release front panel allows for easy cleaning of the device

Rotating Carousel

The Rotating carousel allows the user to load the AutoCOL with up to 100 plates to measure automatically

3 Easy Access Loading Positions


The user can easily access loading positions located at the front of the AutoCOL to load plates

Plate Transfer Point

The plate transfer point is the location that the plate is transported into the machine for analysis

Lift & Barcode Scanner

An automated lift transports the plate from the transfer point, down into the AutoCOL machine, scanning its barcode whilst simultaneously placing the plate into the autoclavable mechanical arm



AUTOCOL SOFTWARE

The AutoCOL software is modern and intuitive, which allows the user operational flexibility - a batch of plates can be processing whilst you simultaneously review counts from a previous run.

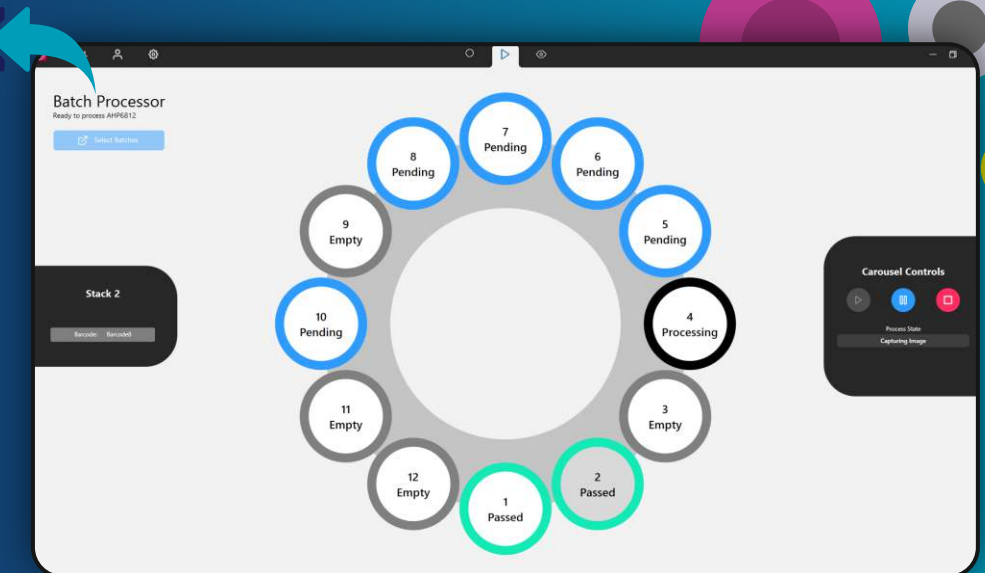
It allows the user full control, streamlining the reading process and further adding to the time saved, compared to manual reading and transcribing of colony counts.

Once sorting into pass/fail stacks is complete, on screen prompts and controls allow the user to manoeuvre the AutoCOL into a position to allow easy plate offloading for further inspection or discarding. Safe in the knowledge that all images and counts are saved securely.

Results are stored in an SQL database and reports can be produced in CSV, Excel or PDF formats, or transferred directly into your LIMS system.

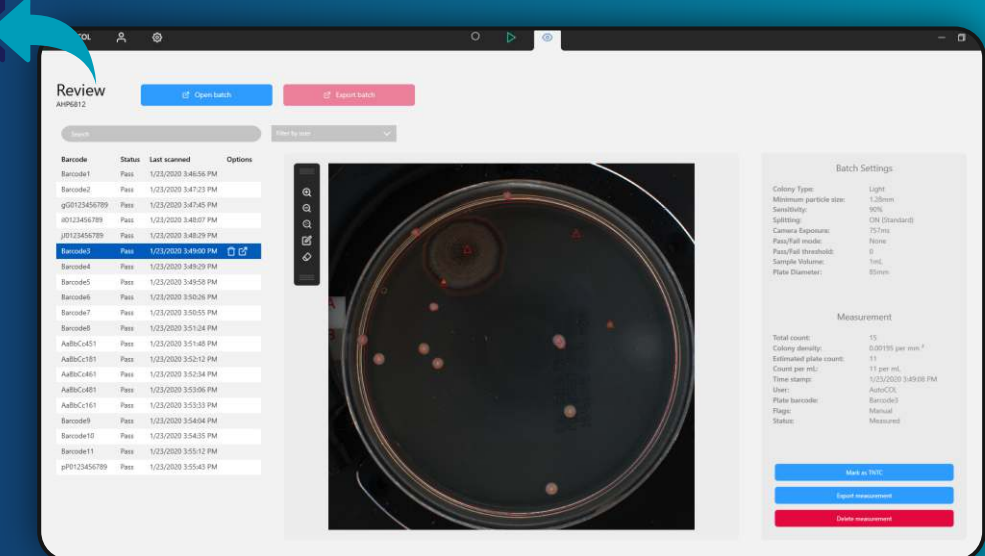
BATCH PROCESSOR

Visual display of progress for current running batches



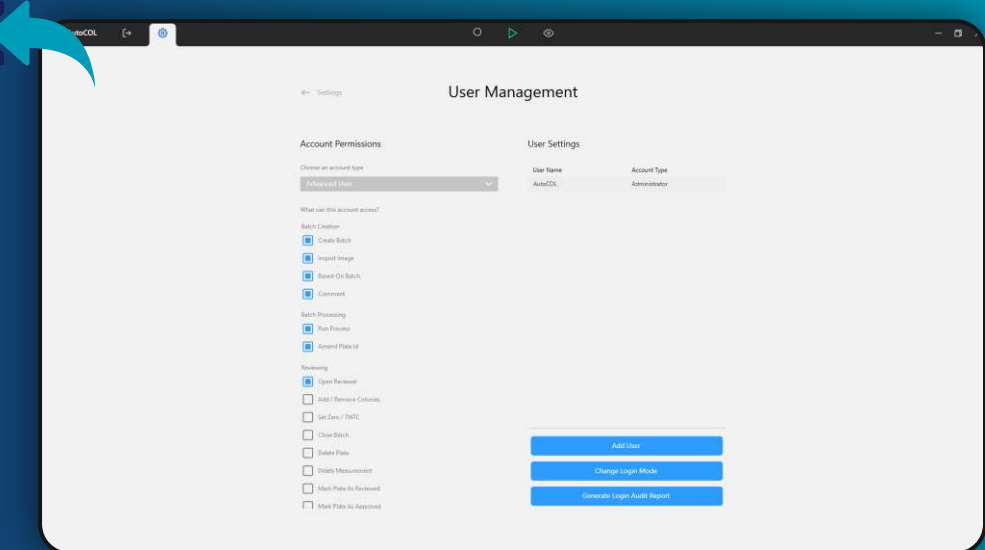
REVIEW

See detailed plate results and review plate counts safe in the knowledge that any changes are tracked in a full audit trail



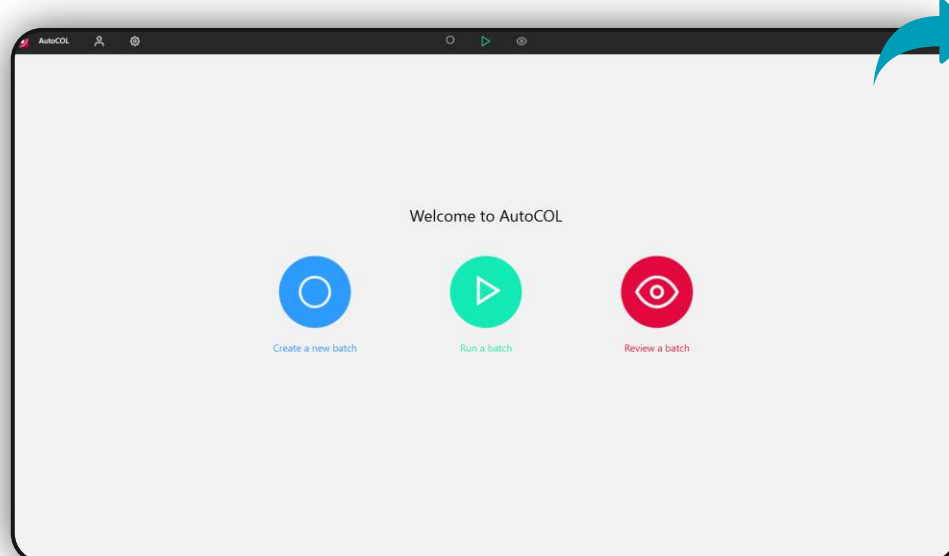
USER MANAGEMENT

Customise user permissions over 3 different user levels



START SCREEN

Start counting your plates by creating a new batch, or base settings from a previous batch



BATCH CREATOR

Set up your counting parameters, based on the type of plates you are counting

